

Product Features

IP54 Rating.

Flicker free.

Anti-glare design, UGR<19.

Super slim SMD downlight.

Microwave sensor.

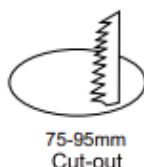
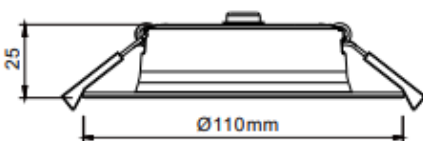
Interchangeable CCT(3000K+4000K+5700K)with A slide switch.

For home, office, store, super market, cafes, exhibition, halls, museum hotel, restaurant etc.



Technical Specification

Model	SE-AL5006-10W-TS
Watts	10W
Input Voltage	AC 220-240V 50/60Hz
LED Chip	High Lumens SMD LED
Colour Temp.	3000K /4000K /5700K
Lumens Output	860m
CRI	Ra>90
Beam Angle	100°
Size	Ø110x25mm
Cutout	Ø75 – 95mm
IP Grade	IP 54
Dimmable	0-10V& Resistance & PWM
SDCM	< 6
Housing Colour	White



* The information in this datasheet may be changed by Everglow Lighting at any time without prior notice.

Product Features

IP54 Rating.

Flicker free.

Anti-glare design, UGR<19.

Super slim SMD downlight.

Microwave sensor.

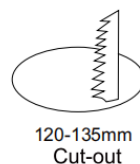
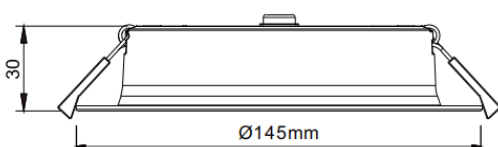
Interchangeable CCT(3000K+4000K+5700K)with A slide switch.

For home, office, store, super market, cafes, exhibition, halls, museum hotel, restaurant etc.



Technical Specification

Model	SE-AL5008-12W-TS
Watts	12W
Input Voltage	AC 220-240V 50/60Hz
LED Chip	High Lumens SMD LED
Colour Temp.	3000K /4000K /5700K
Lumens Output	1575m
CRI	Ra>90
Beam Angle	100°
Size	Ø145x30mm
Cutout	Ø120 – 135mm
IP Grade	IP 54
Dimmable	0-10V& Resistance & PWM
SDCM	< 6
Housing Colour	White



* The information in this datasheet may be changed by Everglow Lighting at any time without prior notice.

Product Features

IP54 Rating.

Flicker free.

Anti-glare design, UGR<19.

Super slim SMD downlight.

Microwave sensor.

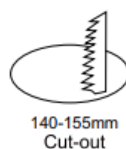
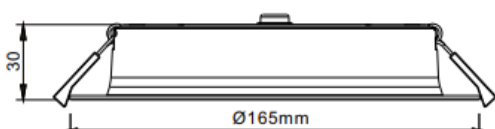
Interchangeable CCT(3000K+4000K+5700K)with A slide switch.

For home, office, store, super market, cafes, exhibition, halls, museum hotel, restaurant etc.



Technical Specification

Model	SE-AL5009-15W-TS
Watts	15W
Input Voltage	AC 220-240V 50/60Hz
LED Chip	High Lumens SMD LED
Colour Temp.	3000K /4000K /5700K
Lumens Output	1765lm
CRI	Ra>90
Beam Angle	100°
Size	Ø165x30mm
Cutout	Ø140-155mm
IP Grade	IP 54
Dimmable	0-10V& Resistance & PWM
SDCM	< 6
Housing Colour	White



* The information in this datasheet may be changed by Everglow Lighting at any time without prior notice.

Product Features

IP54 Rating.

Flicker free.

Anti-glare design, UGR<19.

Super slim SMD downlight.

Microwave sensor.

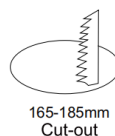
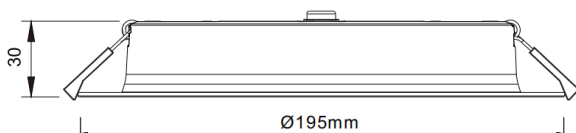
Interchangeable CCT(3000K+4000K+5700K)with A slide switch.

For home, office, store, super market, cafes, exhibition, halls, museum hotel, restaurant etc.



Technical Specification

Model	SE-AL5010-18W-TS
Watts	18W
Input Voltage	AC 220-240V 50/60Hz
LED Chip	High Lumens SMD LED
Colour Temp.	3000K /4000K /5700K
Lumens Output	2252lm
CRI	Ra>90
Beam Angle	100°
Size	Ø195x30mm
Cutout	Ø165-185mm
IP Grade	IP 54
Dimmable	0-10V& Resistance & PWM
SDCM	< 6
Housing Colour	White



Product Features

IP54 Rating.

Flicker free.

Anti-glare design, UGR<19.

Super slim SMD downlight.

Microwave sensor.

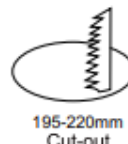
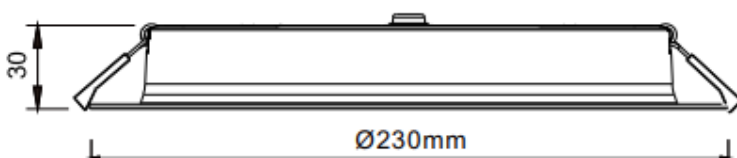
Interchangeable CCT(3000K+4000K+5700K)with A slide switch.

For home, office, store, super market, cafes, exhibition, halls, museum hotel, restaurant etc.

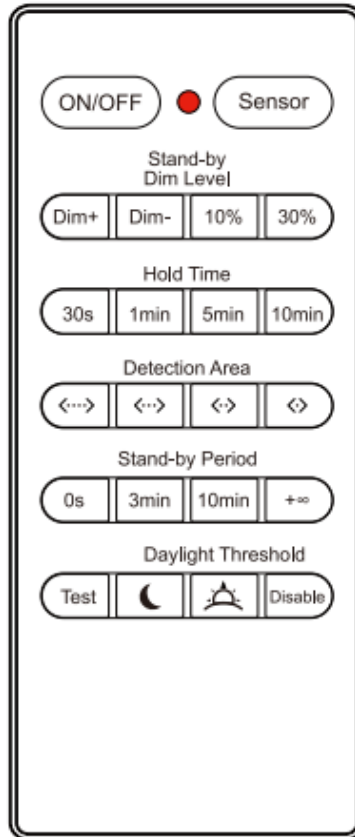


Technical Specification

Model	SE-AL5011-24W-TS
Watts	24W
Input Voltage	AC 220-240V 50/60Hz
LED Chip	High Lumens SMD LED
Colour Temp.	3000K /4000K /5700K
Lumens Output	3065lm
CRI	Ra>90
Beam Angle	100°
Size	230x30 mm
Cutout	Ø195-220mm
IP Grade	IP 54
Dimmable	0-10V& Resistance & PWM
Dimming Range	3~100%
Housing Colour	White



* The information in this datasheet may be changed by Everglow Lighting at any time without prior notice.



Remote Control Keys	Introduction to Keys	Key Function
ON/OFF	always on, always off	Press 'ON/OFF' key, the load light enters the mode of always on/always off, the induction function is cancelled, and there is a power failure memory function, i.e.: in the mode of always on load light, the load light enters the mode of always on; in the mode of always off load light, the load light enters the mode of always off after 2s.
Sensor	Sensor function	Recovery sensor
Dim+	Brightness increase	Pressing this button continuously increases the brightness by 5% each time. Adjusts the brightness at full brightness. still available in ON/OFF mode.
Dim-	Brightness decrease	Pressing this button continuously increases the brightness by 5% each time. Adjusts the brightness at full brightness. still available in ON/OFF mode.
Stand-by Dim Level	Low Brightness	10%,30%
HoldTime	Full brightness time	30s,1min,5min,10min
DetectionArea	Sensitivity setting	100% <-> , 75% <-> , 50% <-> , 25% <->
Stand-by Period	Guard Time	0s , 3min, 10min, +∞
Test	Test Switch	Press the Test button and the light delays for 2 seconds to switch off. Returns to last sensing setting after power failure.
DaylightThreshold	Brightness Threshold	15lux ☾ , 50lux ☽ , Disable